



<u>FLAG</u>	LIBERIA	<u>PORT OF REGISTRY</u>	MONROVIA
		<u>IMO No</u> <u>INMARSAT</u>	9272228
<u>MASTER/CREW</u>	POLISH	<u>"C" No</u>	424816111
<u>CALL SIGN</u>	5LPC6		
<u>BUILT</u>	Dec. 2004, Shanghai Shipyard	<u>OPERATED SINCE</u>	8 Dec. 2004
<u>TONNAGE</u>		<u>GROSS</u>	NET
	International	24167	10714
	Suez Canal	24002	20515
	Panama Canal		21181
<u>CLASS</u>	LR: 100A1, *IWS, LI, ICE CLASS 1D, LMC, UMS		

TYPE Multipurpose cargo ship. Adapted for carriage of containers.
Strengthened for carriage of heavy cargoes. Holds No 2 and 4 may be empty.

MAIN ENGINE

Type	kW ~ BHP	at rpm	Fuel
SULZER 7RT - FLEX60C	16250 - 22109	108	IFO 380

SPEED

knots

FUEL CON-SUMPTION

t/day

13,4 23,4

13,8 25,2

14,5 29,1

15,1 33,3

15,8 38,0

16,5 43,0

16,8 45,7

17,1 48,5

17,8 54,5

18,5 60,9

AUXILIARY ENGINES Diesel Generator sets

Type	kW	rpm	kVA	AC V	Hz	Fuel
3 x WARTSILA 6L20	1020	900				IFO 380
GENERATOR ABB AMG 450L8			1020	450	60	
1 x EMERGENCY: DAMP D2866TE			212,5	450	60	

BOILERS

Type	kg/h	bar	Fuel
Oil-fired AALBORG MISSION OS1600	1500	7	IFO 380
EXHAUST-GAS AALBORG AV-4	1100	7	

Aux.Eng 2,8

PORT 4,3Aux.Eng
BoilerVENTILATION of cargo compartments

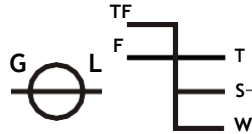
Natural supply, mechanical exhaust: 6 air changes per hour.

FRESH WATER EVAPORATOR20 m³ / 24 hTANK CAPACITY

	m ³	Capacity %	SG T/m ³	t
Fuel Oil + dual purpose tanks	2741,83	98	0,960	2632,2
Diesel Oil	175,4	98	0,860	150,8
Lubricating Oil	142,6	98	0,900	128,3
Fresh Water	275,5	100	1,000	275,5
Ballast Water + dual purpose tanks	11886,1	100	1,025	12183,2
Miscellaneous Tanks	164,65	98	1,025	168,8



FREEBOARD MARK & DEADWEIGHT SCALE



Deadweight Scale						
Draft (m)	Freeboard from Deck Line (m)	M.T.C (t-m)	T.P.C (t)	Displacement (t)	Deadweight (t)	Draft (m)
		720				
		710		47000	34000	
11,5	4,0	700		46000	33000	11,5
		690	49,0	45000	32000	
		680		44000	31000	
11,0	4,5	670		43000	30000	11,0
		660		42000	29000	
10,5	5,0	650	48,0	41000	28000	10,5
		640		40000	27000	
		630		39000	26000	
10,0	5,5	620		38000	25000	10,0
		610	47,0	37000	24000	
		600		36000	23000	
		590		35000	22000	
9,5	6,0	580	46,0	34000	21000	9,5
		570		33000	20000	
		560		32000	19000	
		550		31000	18000	
9,0	6,5	540	45,0	30000	17000	9,0
		530		29000	16000	
		520		28000	15000	
		510		27000	14000	
8,5	7,0	500		26000	13000	8,5
		490	44,0	25000	12000	
8,0	7,5	480		24000	11000	8,0
		470		23000	10000	
7,5	8,0	460	43,0	22000	9000	7,57
		450		21000	8000	
Fresh Water (F)		440	42,0	20000	7000	7,0
		430		19000	6000	
SUMMER S.W. (S)		420		18000	5000	6,5
		410	41,0	17000	4000	6,0
		400		16000	3000	
Constant stores:	300	390	40,0	15000	2000	5,5
		380		14000	1000	5,0
		370		13000	0	4,5
		360		12000		4,0
		350	38,0	11000		3,5

DEADWEIGHT DRAFT
(T) (m)

Fresh Water (F) **30270** **11,23**

SUMMER S.W. (S) **30435** **11,00**

Constant stores: 300

Light ship 13084 t



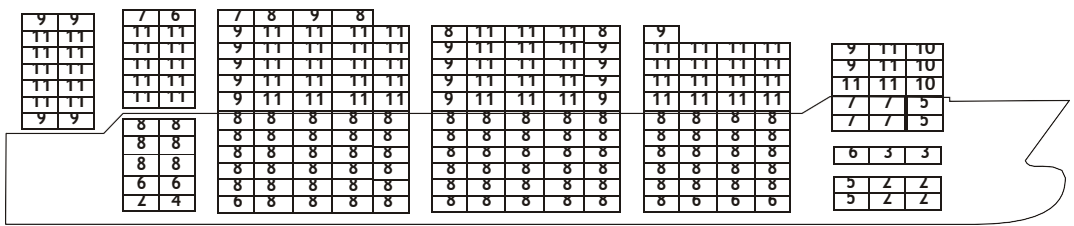
CONTAINER CAPACITY

5	4	3	2	1	HATCH No
41 39 4	37 35 3	33 31 29 27 25 3 - 2	23 21 19 17 15 2 - 1	13 11 09 07 1 0	05 03 01 0 -
					TEU FEU+(TEU) BAY No

TIER No	TOTAL TEU	INTIER FEU+(TEU)
---------	-----------	------------------

94	18	11+(0)
92	67	28+(9)
90	155	58+(26)
88	192	82+(26)
86	ZZZ	91+(38)
84	ZZZ	91+(38)
82	ZZU	91+(36)

12	147	61+(25)
10	147	61+(25)
8	140	59+(22)
6	133	56+(21)
4	125	50+(27)
2	104	42+(18)



GRAN TEU	TOTAL FEU+(TEU)
----------	-----------------

DECK	1096	452+(173)
------	------	-----------

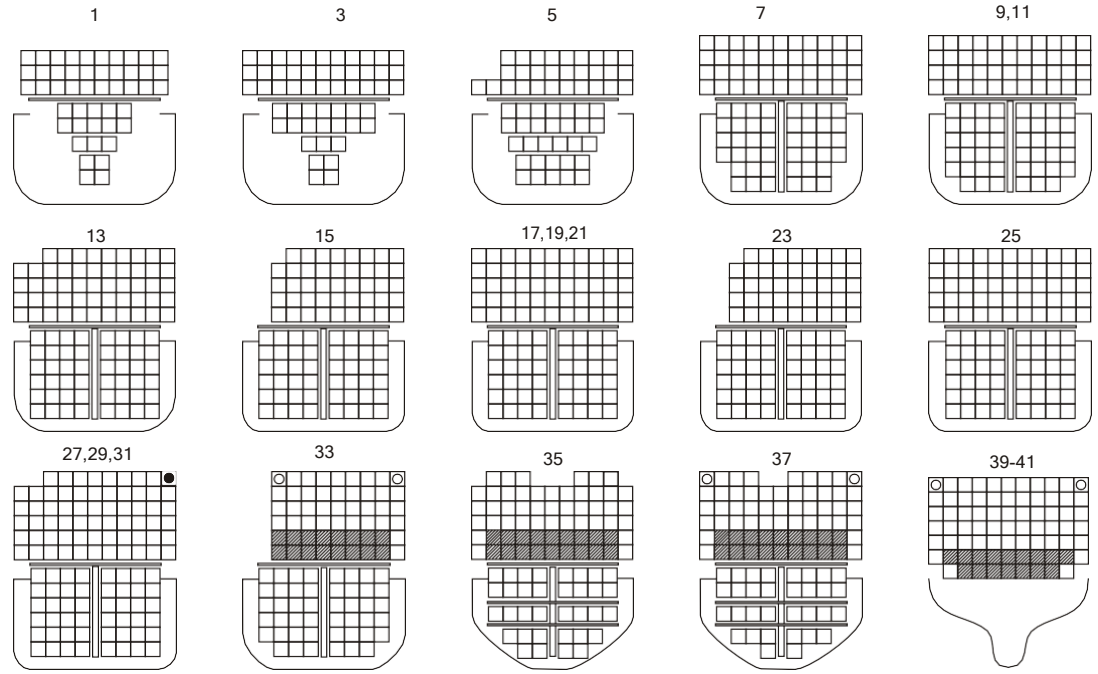
73 73 7	62 61 6	52 63 64 63 55 54+(10)(64) 5	44 55 55 55 44 44+(10) 55 4	53 44 44 44 4 4	29 33 30 29 (4)(30)	TEU FEU+(TEU) DECK
------------	------------	---------------------------------	--------------------------------	--------------------	------------------------	-----------------------

HOLDS	796	329+(138)
-------	-----	-----------

	32 34 32 (2)	46 48 48 48 48 46 (2)(48) 4	48 48 48 48 48 4 (48) 4	48 46 46 44 46 (2) 44 (2)	30 21 17 (30) 17 (4)	TEU FEU+(TEU) HOLDS
--	-----------------	--------------------------------	----------------------------	------------------------------	-------------------------	------------------------

DECK & HOLDS	1892	781+(311)
--------------	------	-----------

73 73 7	94 95 95 (2)	98 111 112 111 103 100+(14)(112) 11 3	92 103 103 103 92 92+(10)(103) 9	101 90 90 88 90+(2) 88 (2)	59 54 47 46+(34) 34	TEU FEU+(TEU) TOTAL IN BAY
------------	-----------------	--	-------------------------------------	-------------------------------	------------------------	-------------------------------



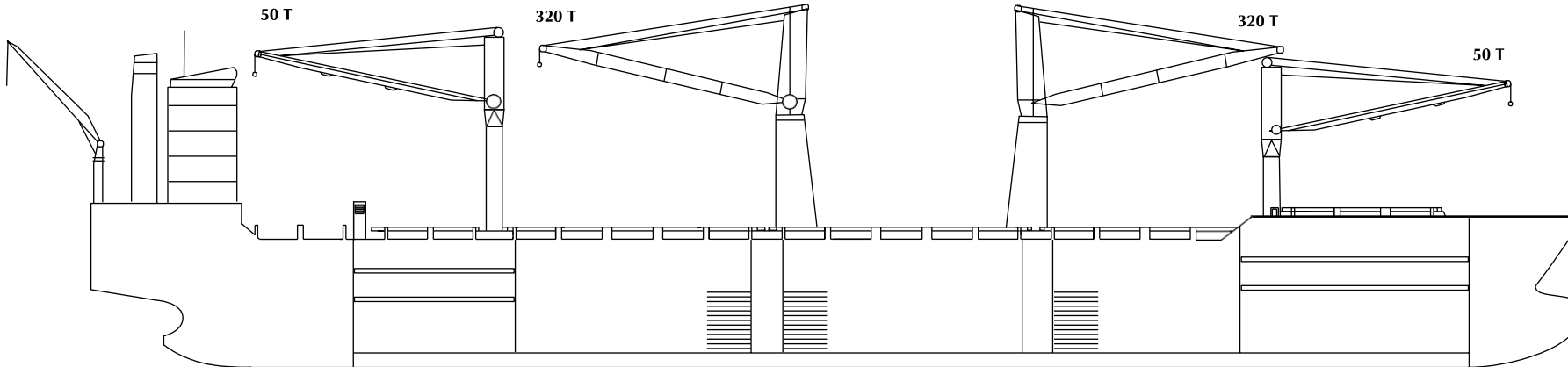
☐ - 40' only
 ■ - bay 27, 31: 40' only

▨ Refrigerated TEU 20

MAX. PERMISSIBLE LOADING

	Uniform Distrib. T / m ²		T / per Stack of		Fork lift T / Axle
	Hatch covers	Deck	TEU	FEU	
Upper Deck	2,5	90	110	-	
Weather deck hatch covers	2,5	70/50*	85/65*	-	
Tweendeck hatch covers	4	35	45	8	
Double Bottom Tank Top	18	144	180	8	

*HC No 1



PRINCIPAL DIMENSIONS

	m		m		m
LENGTH overall	199,8	DEPTH moulded	15,5	HEIGHT maximal	50,9
- btw perpendic.	189,0				
BREADTH moulded	27,8				

HATCH No	1	2	3	4	5
----------	---	---	---	---	---

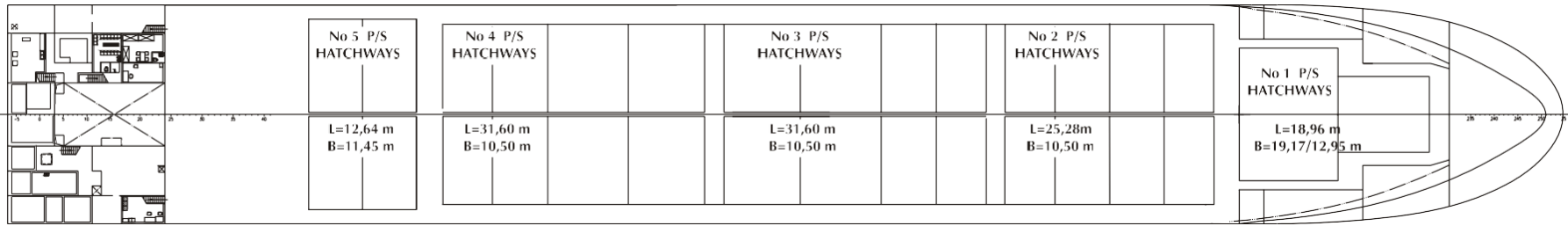
DIMENSIONS (m)	L	B	H	L	B	H	L	B	H	L	B	H	L	B	H
Upper Tweendeck A*	26,8	12,9-19,1	5,8**	25,2	10,5	3,9-6,5	31,6	10,5	3,9-6,5	31,6	10,5	3,9-6,5	19,7	11,45	5,8**
Lower Tweendeck B*	27,5	8,9-16,1	3,1	25,2	10,5	2,0-4,6	31,6	10,5	2,0-4,6	31,6	10,5	2,0-4,6	19,7	11,45	3,5
Lower Hold	31,3	5,1-13,4	5,4	25,2	10,5	3,5-6,1	31,6	10,5	3,5-6,1	31,6	10,5	3,5-6,1	19,7	4,2-7,8	5,2

*) Breadths in holds 2 - 5 divided by longitudinal bulkhead into two (P&S) compartments.

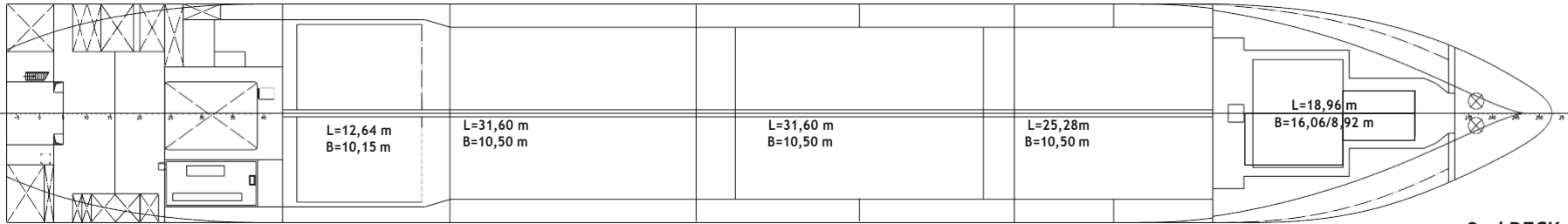
**) Max heights in Upper Tweendecks within Hatchcoamings.

BALE CAPACITY	m ³	cub.ft	m ³	cub.ft	m ³	cub.ft	m ³	cub.ft	m ³	cub.ft	m ³	cub.ft	m ³	cub.ft
Upper Tweendeck A	2 638	93 160	2x1632	115 266	2x2 040	144 084	2x2 040	144 084	1 174(P)+1 181(S)	83 166	16 417	579 760		
Lower Tweendeck B	1 147	40 506	2x1229	86 804	2x1 536	108 486	2x1 536	108 486	832(P)+838(S)	58 976	11 419	403 258		
Lower Hold	1 595	56 327	2x888	62 718	2x1 298	91 676	2x1 253	88 498	803(P)+805(S)	56 786	10 081	356 005		
Total	5 380	189 993	7 498	264 788	9 748	344 246	9 658	341 068	5 633	198 928	37 917	1 339 023		

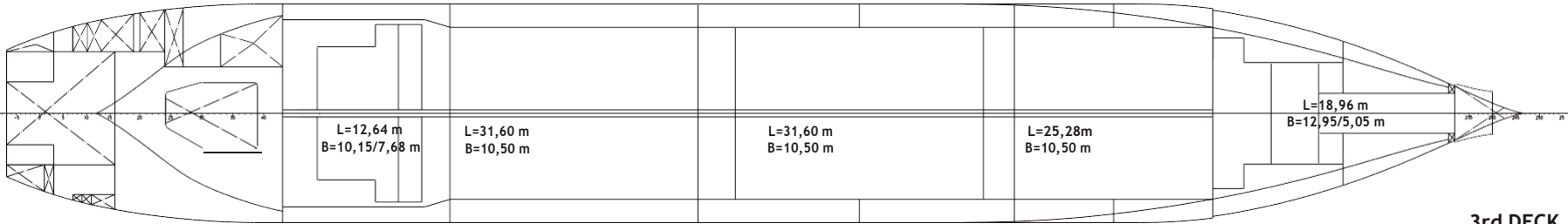





UPPER DECK



2nd DECK



3rd DECK



DOUBLE
BOTTOM
TANKS & HOLDS

**CONTENTS**

INFORMATION	PAGE
NAME OF VESSEL / Previous names (if any)	1
FLAG	1
MASTER/CREW	1
PORT OF REGISTRY	1
CALL SIGN	1
INMARSAT C	1
BUILDERS (SHIPYARD)	1
YEAR (Date), SINCE OPERATED BY CHIPOLBROK	1
TONNAGE (International, Suez, Panama)	1
CLASSIFICATION SOCIETY	1
- Class/ Type of Vessel	1
MAIN ENGINE	2
- Fuel grade	2
SPEED	2
FUEL CONSUMPTION (at sea, in port)	2
AUXILIARY ENGINES (Generator sets)	2
BOILERS	2
VENTILATION	2
FRESH WATER EVAPORATOR	2
REFRIGERATING PLANT (if any)	2
TANK CAPACITIES	2
LOADING SCALE	3
- Deadweight	3
- Draft	3
- Immersion	3
- Loading Marks	3
- Constants stores	3
- Light Ship Weight	3
CONTAINER CAPACITY / Graphic for TEU//FEU disposition	4
MAX. PERMISSIBLE LOADING (Decks/ Hatch Covers)	4
VESSEL'S HORIZONTAL PROJECTION	5
- Cargo Compartments and Gears	5
PRINCIPAL DIMENSIONS OF THE VESSEL	5
CARGO COMPARTMENTS	5
- Dimensions	5
- Capacity (grain/ bale)	5
'VESSELS	DECKS
VERTICAL PROJECTION	6
- Dimensions of Hatchways	6

NOTES



Gdynia, July 2005.

Edition: 500 copies

Published by: CHIPOLBROK Chinese - Polish Joint Stock Shipping Co. Branch Office, Gdynia

Printed by: KRET

Utmost care and dilligence were used at compilation and verification of data contained herein which are believed to be accurate and correct, but neither Editors, nor Publishers, nor Printers assume any responsibility for eventual consequences of errors or misprints, if any.