



<u>FLAG</u>	CYPRUS	<u>PORT OF REGISTRY</u>	LIMASSOL
		<u>TELEX-INMASART "C"</u>	421063811
<u>MASTER/CREW</u>	POLISH	<u>IMO No</u>	9731389
		<u>OPERATED SINCE</u>	21 Dec. 2016
<u>CALL SIGN</u>	5BMF4		
<u>BUILT</u>	Shanghai Shipyard		
<u>TONNAGE</u>		<u>GROSS</u>	<u>NET</u>
	International	24 778	10 318
	Suez Canal	27 761	23 612
	Panama Canal		22 055
<u>CLASS</u>	PRS: KM L3 SD HC CG ACC(1919) IWS AUT NAV1 ECO BWM		

TYPE Multipurpose cargo vessel. Strengthened for carriage of heavy cargoes and adapted for carriage of containers.

MAIN ENGINE

Type	kW ~ BHP	at rpm	Fuel
WARTSILA 6RT-FLEX50-D	8350 - 11356	99	IFO 380

<u>SPEED</u>	<u>FUEL CON-SUMPTION</u>
knots	t/day
16	33
14	23
12	16

AUXILIARY ENGINES Diesel Generator sets

Type	kW	rpm	kVA	AC V	Hz	Fuel
3 x MAIN DIESEL GENERATOR						
ENGINES: CMP-MAN 6L23/30H	960	900				IFO 380/MGO

MAIN GENERATOR 910 900

Aux.Eng **3,0**

1 x EMERGENCY DIESEL GENERATOR ENGINE: CCFJ170-E

PORT
Aux.Eng
Boiler **4,5**

1 x AUXILIARY GENERATOR 170 AC450V 60

BOILERS

Type	kg/h	bar	Fuel
OS TCI & XS-2V AALBORG			IFO 380/MGO

EXHAUST ECONOMIZER 1430

FUEL OIL ECONOMIZER 1500

VENTILATION of cargo compartments

Natural supply, mechanical exhaust: 6 air changes per hour.

FRESH WATER EVAPORATOR

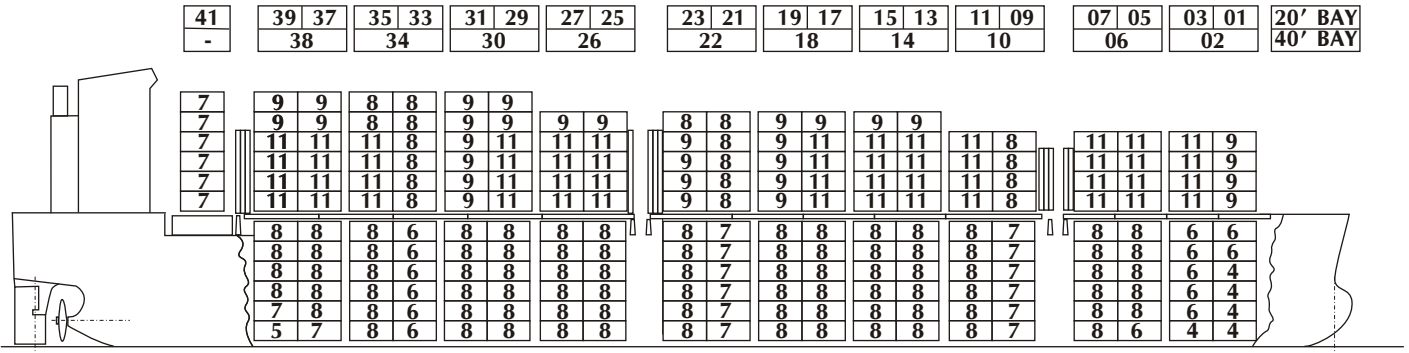
20 tons/day

TANK CAPACITY

	m ³	Capacity %	SG T/m ³	t
Fuel Oil + dual purpose tanks	1693,3	98	0,980	1626,24
Diesel Oil	530,4	98	0,850	441,82
Lubricating Oil	206,3	98	0,900	181,95
Fresh Water	253,5	100	1,000	253,50
Ballast Water + dual purpose tanks	13357,1	100	1,025	13691,02
Miscellaneous Tanks	345,0	100	1,000	345,00



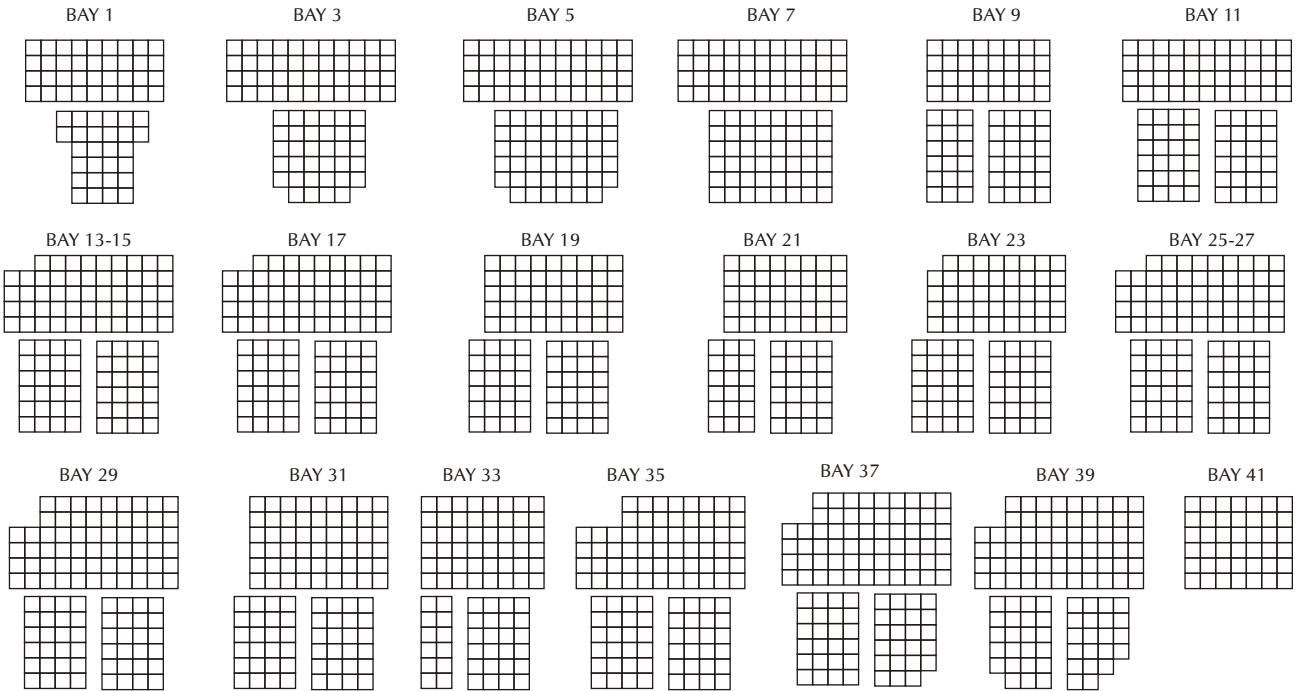
CONTAINER CAPACITY



DECK	42 (42)	62 62 62	60 48 48(12)	54 62 54(8)	53 53 53	44 40 40(4)	45 53 45(8)	53 53 53	44 32 32(12)	44 44 44	44 36 36(8)	TEU(FEU)	1028 (-)
												FEU(TEU)	467 (94)

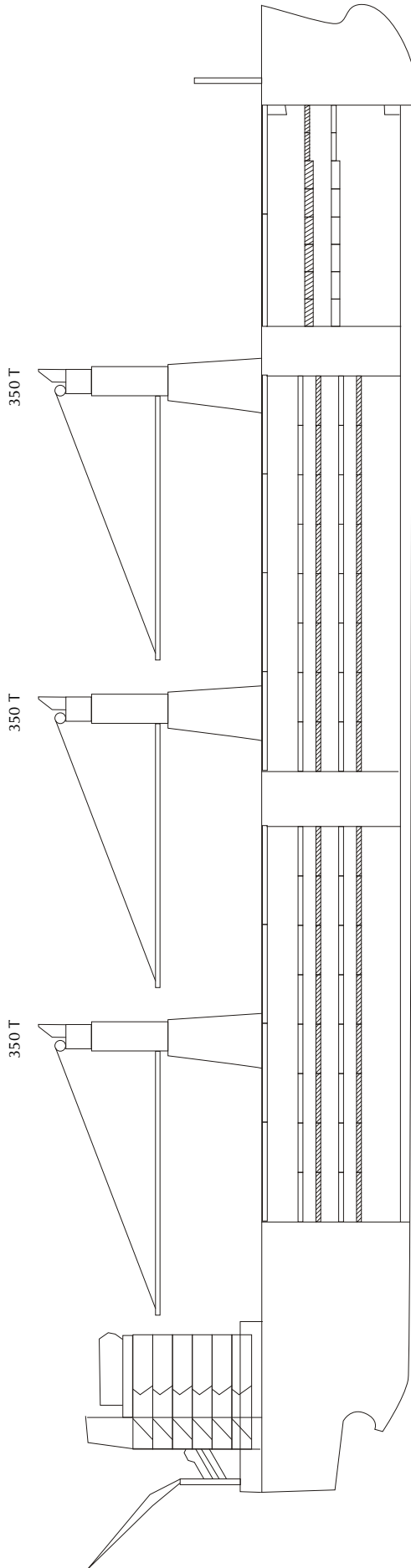
HOLDS	44 47 44(3)	48 36 36(12)	48 48 48	48 48 48	48 42 42(6)	48 66 48	48 48 48	48 42 42(6)	48 46 46(2)	34 28 28(6)	TEU(FEU)	895
											FEU(TEU)	430(35)

CONTAINER CAPACITY TOTAL	TEU(FEU)	1923 (-)
	FEU(TEU)	897 (129)



MAX. PERMISSIBLE LOADING

	Uniform Distrib. T/m ²		T /per Stack of	
	Hatch covers	Deck	TEU	FEU
Weather deck hatch covers	3		70	90
Tweendeck hatch covers	4		-	-
Double Bottom Tank Top	18		144	180



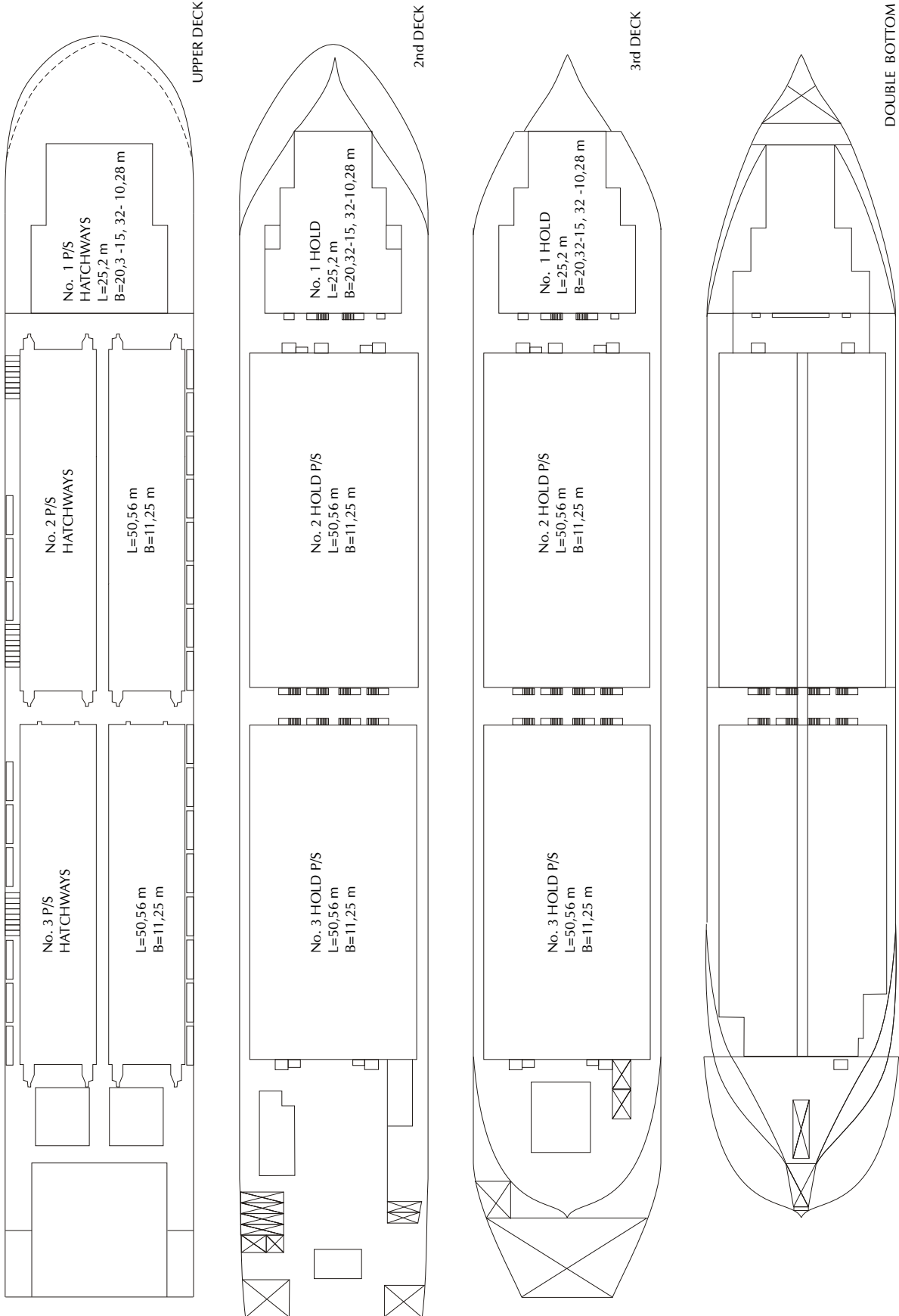
PRINCIPAL DIMENSIONS
 LENGTH overall 189,90 m
 - btw perpendicular 184,00 m
 BREADTH moulded 28,00 m
 DEPTH moulded 15,50 m
 HEIGHT maximal 52,46 m

HATCH No	1	2	3
----------	---	---	---

DIMENSIONS (m)	L	B	H	L	B	H	L	B	H
Upper Tweendeck A	25,2	20,32-15,	32-10,28	2 x 50,56	2 x 11,25	6,16	2 x 50,56	2 x 11,25	6,16
Lower Tweendeck B	-	-	-	2 x 50,56	2 x 11,25	4,64	2 x 50,56	2 x 11,25	4,64
Lower Hold	25,2	20,32-15,	32-10,28	2 x 50,56	2 x 11,25	3,92	2 x 50,56	2 x 11,25	3,92

*

BALE CAPACITY	m ³	cub.ft	m ³	cub.ft	m ³	cub.ft	m ³	cub.ft
Upper Tweendeck	3 810	133 350	2 x 3 505	2 x 122 675	2 x 3 505	2 x 122 675	17 830	624 050
Lower Tweendeck	/	/	2 x 2 640	2 x 92 400	2 x 2 640	2 x 92 400	10 560	369 600
Lower Hold	2 338	81 830	2 x 2 230	2 x 78 000	2 x 2 168	2 x 75 880	11 134	389 590
Total	6 148	215 180	16 750	586 150	16 626	581 910	39 524	1 383 240





CONTENTS

INFORMATION	PAGE
NAME OF VESSEL	1
FLAG	1
MASTER / CREW	1
PORT OF REGISTRY	1
CALL SIGN / INMARSAT C	1
BUILDERS (SHIPYARD) / SINCE OPERATED BY CHIPOLBROK	1
TONNAGE INTERNATIONAL / SUEZ CANAL / PANAMA CANAL	1
CLASSIFICATION SOCIETY / CLASS	1
IMO No / TYPE OF VESSEL	1
MAIN ENGINE	2
SPEED / FUEL CONSUMPTION	2
AUXILIARY ENGINES / BOILERS	2
VENTILATION	2
FRESH WATER EVAPORATOR	2
TANKS CAPACITIES	2
LOADING SCALE	3
- Deadweight /Draft / Immersion	3
- Loading Marks / Constants stores / Light Ship Weight	3
CONTAINER BAY PLAN - GENERAL / MAX. LOADING CAPACITY	4
DECKS / HATH COVERS	4
MAIN DETAILS: LOA / BOA / DEPYH / HEIGHT / CRANES CAPACITY	5
CARGO COMPARTMENTS:	5
-DIAMENSIONS	5
-BALE CAPACITY	5
DECK HORIZONTAL SECTIONS	6
CONTENTS	7

NOTES

